

A Beginner's Lesson For Posting Your Views/Comments In A Blog or Web Page

(Professor Joy T. Kunjappu, D.Sc., Ph.D.)

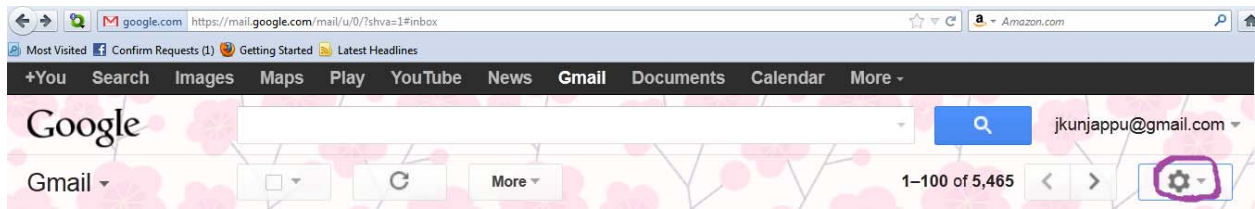
Even if you do not own a dedicated Malayalam word-processing program/package, you still could post your views/comments in a blog or a web page in Malayalam script using your G-mail account. I know there many other cute ways of doing/achieving this purpose, including the use of *Varamozhi*, etc. But this is an inexpensive means of performing the same task. The essence is that the created script here is either in *html* or in some web-compatible form. The immediate motivation for sharing my thoughts is triggered by one of the comments/requests on a recent article that I published in *emalayalee.com* and *joychenputhukulam.com*.

I trust the suggested sequences should serve even novices/dummies (experts should forgive the extra layer of clarification!)

These are the steps:

1. Create a Google G-mail account.
2. In the Gmail screen, go to the SETTINGS icon and press the arrow near to it. Then select the *Settings* from the drop-down

menu (see the picture plate below; the icon is marked in purple and the *Settings* command in blue.)

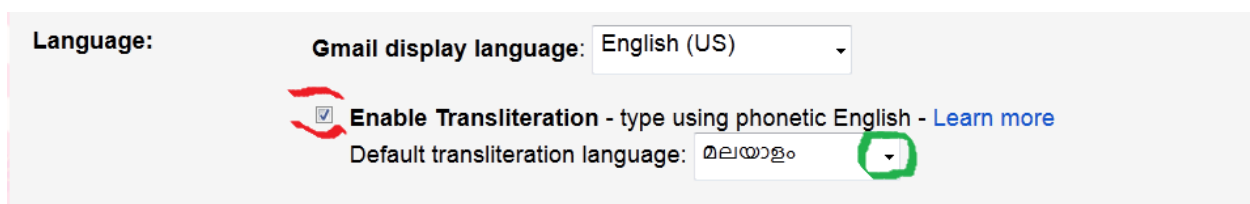


Display Density:

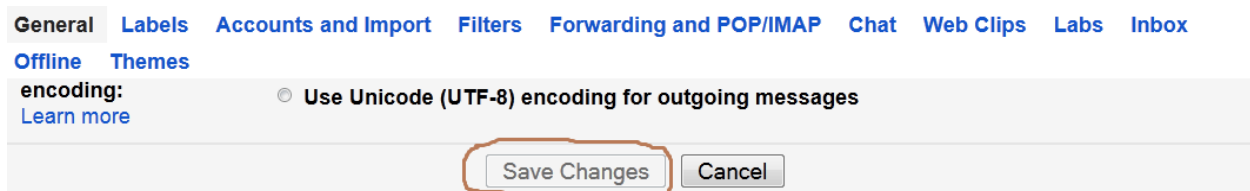
- ✓ Comfortable (on larger displays)
- Cozy (on larger displays)
- Compact

Settings
Themes
Help

3. In the next screen, select *Enable Transliteration* and pick up മലയാളം from the drop-down menu. I have marked the required domains for you in red and green.



Before exiting, browse to the bottom of the page and press *Save Changes* (marked in brown) to save your settings.



Let's Get Into Business Now!

1. Select **☞** and start the transliteration session in the e-mail text area (as described above).
2. Type – Malayalam – in the text area. It appears in Malayalam script as: മലയാളം. If not, repeat selecting **☞** or check the spelling.
3. For posting it in the comments column of a blog or Internet newspaper, simply copy and paste it in the appropriate space. Lo! You get the same script in your blog. It will be helpful if you keep open a window of the blog page simultaneously.

Some Caveats:

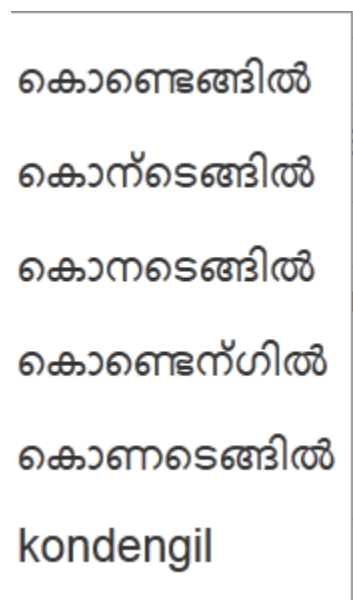
Usually you will end up with the right script for a word. But you may not always get the desired Malayalam words immediately, owing to the complexities in the Malayalam script pattern. But the redeeming feature is that you can manipulate things and get the exact required word in Malayalam script. Theoretically, it should be possible to write any Malayalam word accurately. I will exemplify:

(a) It is hard to get the exact കൂട്ടക്കച്ചരം that appears in many words.

To get the word **കൊണ്ടെങ്കിൽ** right the first time itself, you have to type *kondenkil*. If you copy this word to MS Word, you will not get it right. It appears as കൊണ്ടെങ്കിൾ. But it will work fine when you post in a web page. You are not here to fix the problems in other places, but to learn how to post easily in an Internet page.

In case you spell the word differently, something close to the required script may appear, as in:

Kondengil will generate - **കൊണ്ടെങ്ങിൽ** . When you back space on this word from the right end (in your text area of the e-mail), a number of options will appear. You can select the required form from those options, though it may not always lead to a final solution. In this case the options you see on back-spacing are:



By trial and error, you can hope to generate the exact combination of compound letters formed between *vynjanams* and the *swaram* combinations.

(b) In some instances, you may create portions of letters in a word from other words and join the parts to produce the required correct word/script.

(c) As a simple exercise, type *k, ka, ki, ke, ko, koo, kri*, etc. individually (one after the other) and see what you get as Malayalam script. Each time, use the back-spacing strategy as given above to visualize the possibilities of each combination.

(d) It is up to you to manipulate all these possibilities and overcome the barriers in your learning curve.

Finally, this works only while posting in a web page. Microsoft Word or similar word processors may not accept these scripts as such. Especially the *Chillukal* may not appear properly.

I trust you will be able to make a beginning and learn by yourself! Test-drive and comment on it!!

Thanks for reading!!!

Professor Kunjappu